

Kindergarten Handbook



2024

Contents



	Page Number
Welcome to Curl Curl North	3
Kindergarten at Curl Curl North Public School <ul style="list-style-type: none">▪ The Needs of Kindergarten Children▪ Our Kindergarten Program▪ Curl Curl North Public School Transition Program	4-9
Kindergarten Training - School Readiness <ul style="list-style-type: none">▪ Ready for Kindergarten Checklist▪ Ten Tips for Making the Transition to Kindergarten a Little Easier▪ Play Dough Recipe	10-15
A-Z of Kindergarten at Curl Curl North Public School	16-24

Welcome to Curl Curl North Public School



Curl Curl North Public School is a caring, learning and thriving community

dedicated to providing all students with a safe, happy and stimulating environment in which they can achieve their personal best. Our school is committed to providing quality education where all children succeed and develop a passion for learning. We believe that every child has the capacity for life-long learning through taking risks and by experiencing success throughout their schooling. Curl Curl North provides rich programs delivered by professional and dedicated staff in a nurturing, positive and innovative learning environment.

We look forward to sharing this exciting journey with you and your child.

Warm regards,

The Curl Curl North Team



Kindergarten at Curl Curl North Public School

The Needs of Kindergarten Children

The needs of Kindergarten students
comprise four categories:

1. Intellectual
2. Physical
3. Social
4. Emotional



1. The intellectual needs are opportunities to communicate, investigate and express themselves through:

- play
- exploring the environment
- sensory experiences
- informal interaction with others (parents, peers, teachers and the community)
- role-play
- participation in activities that involve first-hand experiences
- interaction in a variety of situations for a variety of purposes
- the reactions and responses of others
- motivation, stimulation and the opportunity to try new things
- having the confidence to persevere

2. The physical needs include:

- adequate nutrition
- adequate sleep
- activity and rest
- a safe and healthy environment
- guidance in developing and maintaining a healthy body
- opportunities for gross motor development, e.g. climbing, jumping, balancing
- opportunities for fine motor development, e.g. drawing, cutting, pasting, threading, sewing




3. The social needs include opportunities to:

- feel part of a social group
- use initiative and be self-directed
- work, play and interact with different groups in various settings
- be involved in activities free from stereotyping
- develop social skills and relationships

4. The emotional needs include:

- positive self-image, self-esteem and self-confidence
- strong feelings of trust and security
- love, understanding and acceptance
- positive attitudes towards school and learning
- support in transition from home or preschool to school
- support and guidance in dealing appropriately with feelings



Our Kindergarten Program



Our comprehensive program includes:

- specific plans and strategies for the orientation of children to the school environment and routines
- a learning environment which is caring, friendly, confidence-building, organised and stimulating for our students
- planned and incidental situations which will maximise the opportunities for language development
- frequent and varied use of concrete materials
- a strong literature component based on shared book storytelling, composing class books, guided reading groups and individual reading time
- reading, spelling and writing are supported through the development of the following skills via our literacy programs:
 - a) Auditory discrimination – ability to hear initial, medial and final sounds in words
 - b) Recognition of single sounds and words
 - c) Understanding that words are made up of a number of sounds
 - d) Writing independently and with the assistance of teachers and other adults.


Most children will begin reading and writing independently during Kindergarten. Children are consistently provided with every opportunity to build on progress as they display their readiness to do so.

Factors influencing progress include:

- experiences which increase a child's understanding of themselves and their immediate environment
- opportunities for your child to be creative and imaginative
- activities that are planned for a variety of purposes to better meet the needs of children in a meaningful way, within the framework of mandatory policies and the curriculum. These include varied activities designed to encourage:
 - a) development of gross motor skills
 - b) development of fine motor skills
 - c) self-expression in a variety of forms, e.g. language, drama, painting
 - d) concept development, e.g. the recognition of and value of numbers
 - e) development of social skills, e.g. communication, decision-making, problem-solving and relationship skills.

Curl Curl North PS Transition Program

Our Interactive Sway Newsletter keeps you informed of all upcoming transition events: <https://sway.office.com/RHYHrStrdJ51wAKV?ref=Link>



Parent Information Session

- **Thursday 26 October, 2023**
6 pm

Teddy Bear's Picnic

- **Thursday 2 November 2023**
9:30 am to 11:00 am - Please drop your child at the Abbott road gate with their morning tea and teddy

Kindergarten Classroom Visits

- **Thursday 9 November 2023**
9:30 am to 11:00 am - Please drop your child at the Abbott road gate with their morning tea
- **Thursday 16 November 2023**
9:30 am to 11:00 am - Please drop your child at the Abbott road gate with their morning tea

Best Start Assessment Period


- **Thursday 1 February 2024 to Monday 5 February 2024**
Appointments will be communicated via mail

First Day of School

- **Tuesday 6 February 2024**
Please meet at the Abbott road gate
Children with surnames A to L arrive at 9:30 am
Children with surnames M to Z arrive at 10:00 am

Kindergarten Orientation

Teddy Bear's Picnic and Classroom Visits



Our annual Teddy Bear's Picnic will take place on Thursday 2 November 2023 from 9.30 am until 11.00 am. During the picnic, your child will engage in fun activities with friends they will be starting school with next year. Children bring a teddy and morning tea and enter via the Abbott road gate at 9.30 am. A year 5 student will meet your child and escort them to a Kindergarten classroom. Please say goodbye to your child at the gate and leave promptly.

At the conclusion of our Teddy Bear's Picnic, the Abbott road gates will be opened at 10.55 am for parents/carers to enter the school grounds and assemble on the playground. The Kindergarten children will be brought to you by the teachers.

Your child is also invited to attend two classroom visits in November. During the classroom visits your child will interact with their future peers, participate in free play activities and have morning tea.

Our Kindergarten classroom visits are scheduled for Thursday 9 November and Thursday 16 November 2023. Children are invited to attend both of these sessions and the drop-off and pick-up procedures will be the same as the Teddy Bear's Picnic. Children do not need to bring their teddy to the classroom visits but they will need their morning tea.

Best Start Assessment

Children come to school possessing different levels of literacy and numeracy. Our Kindergarten teachers observe their new students and use different methods to establish what each child knows so that they can plan and teach what their students need to learn next. The Best Start Program has streamlined this process.

The Best Start Program has been developed by early learning experts from the NSW Department of Education. Best Start provides our teachers, and those teaching Kindergarten across New South Wales, a common set of high quality assessment tools and professional training. We believe that Best Start will build on the strengths of our teachers and give your child an even better start to school.

It is important to emphasise that the Best Start Kindergarten Assessment is not a test. The purpose is to enable the teacher an opportunity to gather information to guide the teaching of your child. The Best Start results will not be utilised for class placement.

The teacher will observe each child and use tasks such as talking about a book that has been read to them, and record what each student knows and can

do. The teaching of your child will be based on the information gathered in these ways. You will be given feedback about what your child's teacher has learnt about your child which you are welcome to discuss if you wish, in keeping with our usual practice.

The teacher will look at your child's early reading and writing, their ability to communicate with others, and how they recognise and work with numbers, groups and patterns.

Each Kindergarten student will participate in a **40-minute Best Start Assessment** with one of our 2024 Kindergarten teachers. The teacher who assesses your child may or may not be his/her 2024 teacher. The Best Start Assessment period will be **between Thursday 1 February and Monday 5 February 2024**. Notification of your child's Best Start Assessment **appointment will be mailed** to you at the end of the year.

First Day of School

Tuesday, 6 February 2024 is the first day of school for Kindergarten. Please bring your child to school at the allocated time indicated below. Please take your child to the Abbott road gate where you will be directed as what you are to do next. Take a deep breath, do something special for yourself and enjoy your day. Your child is in extremely nurturing and capable hands.

Children whose surnames begin with A-L please arrive at 9:30 am.

Children whose surnames begin with M-Z please arrive at 10:00 am.

During the first two weeks, Kindergarten pupils will be collected at 2:00 pm. After this period, school will finish at the normal time of 3:10 pm. Children attending After School Care will be picked up from the classroom by an OOSH staff member.

If you have any questions or concerns, please contact the school. We are here to help you make this a pleasant and rewarding experience.



Kindergarten Training School Readiness

Inside this section you will find checklists and helpful hints to assist in making your child's transition to Kindergarten easy and successful.

Ready For Kindergarten Checklist



This checklist, although not exhaustive, can help to guide you in preparing your child for school. It is best to look at the items included as goals towards which to aim. This sample of skills is suitable for most children starting Kindergarten. Starting school may just be a little easier if your child has acquired these skills.

Encourage your child to attempt the things mentioned below, but do not worry if your child cannot do all of them. Remember that all children are unique. They grow and develop at different rates and no one thing guarantees that a child is ready for school.

Physical skills

My child:	Yes	No
Can put on and take off jumpers, shoes and socks independently		
Makes and designs things using a variety of materials		
Can jump with two feet together		
Can manipulate small objects		
Enjoys a variety of indoor and outdoor play		
Uses the correct pencil grip		
Uses scissors		
Shows a hand preference		
Can run and skip		

You can help by:

- ✓ ensuring your child has good hearing and vision. If in doubt, please get them tested.
- ✓ providing a balanced diet.
- ✓ ensuring your child gets plenty of rest.
- ✓ providing opportunities for your child to run, jump, play outdoors, and do other activities that help develop muscles and provide exercise.
- ✓ encouraging your child to draw pictures, colour, paint and play with jigsaw puzzles and do other activities that help develop fine motor skills.
- ✓ strengthening your child's fine motor co-ordination (hands) by encouraging them to play with '**Play Dough**' (This is a very important pre-writing activity). A recipe for Play Dough has been included at the back of this booklet.



Thinking Skills

My child:	Yes	No
Approaches tasks in a logical way		
Knows basic geometric shapes and colours		
Has some understanding of time and motion		
Identifies things in a group that are different (different colours, shapes and sizes etc.)		
Can follow at least three verbal directions in correct sequence		
Can complete puzzles		
Recognises that numbers are used to count		
Knows directional and positional concepts		
Concentrates and listens to a story		
Can answer simple questions and recall events of a story		
Can arrange events in sequence from first to last		
Differentiates between opposites – up and down, under and over, in front and behind		
Counts objects to 10		

You can help by:

- ✓ encouraging your child to sort and classify things
- ✓ encouraging counting in your child's everyday life (e.g. counting as you walk up steps)
- ✓ playing counting games
- ✓ playing games that involve matching pieces and doing jigsaws together
- ✓ helping your child to identify common shapes in everyday things (a square window, the top of a tin as a circle)
- ✓ helping your child learn basic directions such as on top of, in front of etc. (for example, by creating a 'treasure hunt' game and giving clues such as under the table, behind the door etc.)

Language

My child:	Yes	No
Talks to other people about familiar objects		
Speaks confidently and clearly		
Uses a variety of things (pens, pencils, textas, paintbrushes etc.) to draw scribble or write		
Makes needs known		
Joins in singing familiar songs		
Follows simple instructions		
Can solve simple problems		
Answers and asks simple questions		
Identifies pictures in books, magazines and an event on television or video		
Makes attempts at writing own name or other words		
Listens to stories		
Speaks clearly and demonstrates age appropriate language skills		

You can help by:

- ✓ **Reading to your child every day!**
- ✓ Giving your child access to books and other reading materials.
- ✓ Providing opportunities for drawing and 'writing'.
- ✓ Encouraging your child to hold pencils with the correct grip.
- ✓ Encouraging your child to ask questions.
- ✓ Encouraging your child to solve simple problems independently.
- ✓ Talking about similarities and differences.
- ✓ Teaching letter sounds AND letter names.
- ✓ Helping your child to write their FULL name in lower case.
- ✓ Providing experiences such as, shopping trips and excursions so that children will have a background for reading to which they can relate.
- ✓ Encouraging your child to write lower case letters instead of upper case letters.



Social and Emotional Skills

My child:	Yes	No
Uses the toilet independently		
Unfastens zippers, buttons, and velcro tabs		
Packs own bag without assistance		
Can wipe his/her nose		
Can sit and listen to a story		
Can say own name, address and telephone number		
Is curious about the world		
Adapts to unfamiliar settings and new experiences		
Can share an adult's attention with several other children		
Plays cooperatively with other children		
Accepts adult supervision and help and easily makes changes when asked to do so		
Participates in imaginative play, shares and takes turns		
Can finish a task and tidies up afterwards		
Can be responsible for own belongings		
Can express anger in words rather than actions		
Takes turns without fuss		
Asks for help when needed		

You can help by:

- ✓ encouraging your child to be confident and curious enough to explore and try new things.
- ✓ helping them to become more independent.
- ✓ giving your child many opportunities to be with other children and encourage cooperation.
- ✓ helping your child to complete tasks (for example, picking up own toys).
- ✓ encouraging self-control.
- ✓ allowing your child to assist with daily household chores.
- ✓ giving your child some responsibilities within your home.
- ✓ encouraging your child to listen, and then follow simple instructions.



Ten Tips for Making the Transition To Kindergarten a Little Easier

1. Be enthusiastic about the upcoming change. If you are excited and confident your child will be too.
2. Arrange a play-date with another child from the program, preferably one-on-one so that your child will see a familiar face when they walk in.
3. Start daily routines that will add to continuity. Let your child become involved with packing lunch or laying out clothes. Also, begin an earlier bedtime several weeks before.
4. Practise eating lunch:
 - have some lunches outside in your garden so your that your child can get used to eating outdoors.
 - practise eating from a lunchbox. Little fingers will need plenty of practice in opening and closing lunch boxes, drink bottles, and also those tricky lunch wrappers.
 - if possible try to get your child into a routine of having a morning tea break at 11:10 am (recess) and a lunch break at 1:00 pm. It may be helpful to encourage toileting around these times as well.
5. Encourage your child to practise dressing and undressing:
 - little fingers will need lots of practice and confidence with manipulating the buttons, zippers, buckles and laces on their uniforms.
 - 'wear-in' new school shoes around the house.
6. Give your child practice with recognising their name.
7. **Ensure everything is labelled.**
8. Ensure children are confident with going to the toilet on their own.
9. Allow extra time, particularly on the first day, for chatting and communicating together. If your child cries or clings, staying will only make it more difficult. Please remember not to prolong the goodbye.
10. Prepare your child for learning by reading to them every day.



Recipe for Play Dough

Play dough is excellent for developing children's fine motor skills (the muscles in their hands).


Ingredients

- Artificial colouring
- 2 cups plain flour
- 2 cups water
- 1 cup salt
- 1 tablespoon cooking oil
- 1 tablespoon cream of tartar



Method

Put all ingredients into a large saucepan over a very low heat. Stir continuously, to prevent mixture sticking to the bottom until the mixture comes away from the sides and becomes a smooth ball (about 8 minutes). Remove from heat, turn out onto a lightly floured board and knead lightly. Store in a plastic bag in the refrigerator.



A – Z of Kindergarten at Curl Curl North Public School

The A to Z of Kindergarten

We hope the following information provided to parents with children attending the school for the first time is useful.

Asssemblies

Kindergarten students will attend a weekly assembly. Students are presented with Bronze (achievement awards) and Silver Awards at these assemblies.

Assessment

Comprehensive assessment and testing procedures are in place to identify and provide additional support for students experiencing learning difficulties. This school-based assessment information is combined with data from nationwide tests to provide a comprehensive screening program for all students attending our school.

Attendance

Children are required by law to attend school each day the school is open. Class rolls are marked daily. All absences, including late arrivals or early departures, are registered. An explanation is required for all absences and is to be submitted via email or the **Sentral Parent Portal/App within seven days.**

Students arriving at school after 9:10 am and leaving school before 3:10 pm need to be signed in or out at the office.

In the best interests of fellow students and staff, we request that parents keep sick and recuperating children at home until they are well enough to be able to participate in normal lessons.

Best Start

Please refer to page 8 of this booklet.

Buddy Program

The year 6 Buddy program is a valuable component of our Kindergarten Orientation Program. Each new Kindergarten child will have a year 6 buddy. The year 6 students will help their Kindergarten buddies make the transition to formal school routines. All children involved in this program experience positive outcomes.

Bus Travel

School Opal card information is available from the office. Kindergarten children are not encouraged to catch the bus home in Term 1.



Canteen

Please refer to the 'Curl Curl North Public School Information Booklet'.

Collection of Kindergarten Students

During the first two weeks, Kindergarten students are collected at 2:00 pm. After this two week period, pick-up time is 3:10 pm. All Kindergarten children are collected at pick-up time by an adult or older sibling. If your child is going to OOSH (Out of Hours School Care) they will be collected by a staff member from OOSH and taken to the OOSH room. We maintain this policy for Term 1 until the children are confident with the layout of the school and meeting places. This ensures that we do not have children wandering the playground unsupervised.

Computers and Technology

We believe that Curl Curl North Public School is a true centre of excellence in this vital area of education. Each classroom is equipped with an interactive whiteboard, computers and the latest software. Computers are networked and all have access to the internet. The students also have access to iPads and laptops which are used to develop literacy, numeracy and technology skills.



Our school has a wireless network that operates in the school to enable students to make internet connections on mobile devices (i.e. iPads and laptops) for research purposes.

Curriculum

The staff at Curl Curl North Public School are committed to ensuring pupil success. We use an 'outcomes-based' approach in planning and assessing student learning experiences, and utilise computer technology in recording and reporting information regarding exactly what your child can do and what he/she will be attempting. Your child will become familiar with identifying and utilising learning intentions and success criteria.

Entrances

Currently, there are two main entrances/exits to our school we encourage our Kindergarten students to use. These are located in Playfair road and Abbott road. Visitors enter via the Abbott road gate to access the office. Please note there is a separate entrance/exit for our students who attend OOSH.

Equipment

Children are strongly encouraged to take care of all equipment, furniture and materials used by them at school.

Excursions

Each year, excursions are planned for children in all years to supplement and consolidate work being covered in lessons. Parents meet the cost for excursions, although the school is able to assist parents who may experience difficulty with payment. Please refer to the Curl Curl North Public School Information Booklet for further information.

Extra Curricula Activities

Students at Curl Curl North enjoy a wide range of activities that complement classroom learning such as overnight camps, community performances and excursions.

Financial Contributions

Please refer to the Curl Curl North Public School Information Booklet.

First Aid



Teachers and ancillary staff are trained in First Aid and will attend to simple needs, e.g. cuts and grazes. However, in cases requiring special medical attention, parents or your emergency contact will be notified. Please ensure that these details

are kept up to date, and please include mobile phone numbers if available.

Hats

Please ensure your child wears their school hat every day. We have a 'NO HAT, PLAY IN THE SHADE' policy at Curl Curl North Public School.

Illness

Children in Kindergarten are susceptible to illness and infections. If your child is recovering from an illness or appears to be unwell, please keep them at home until they are fully recovered. If your child becomes ill at school we will contact you to collect your child. Please ensure that your telephone numbers and emergency contact details are current so that you can be readily contacted. If your child is away from school, the Department of Education requires an explanation for all absences within seven days. These are to be submitted **via email or the Sentral Parent Portal/App**. There is no need to ring the school each time a child is absent.

Infectious Diseases

If your child is diagnosed as having an infectious childhood illness please ensure that the required period of exclusion from school is followed.

The infectious diseases requiring exclusion from school include: COVID-19, Measles, German Measles, Mumps, Chicken Pox, Streptococcal Infection, Whooping Cough, Diphtheria, Hepatitis, Scabies, Impetigo, Acute Conjunctivitis, Trachoma and Ringworm. Check with your doctor or the school for the prescribed period of exclusion from school.

Key Learning Areas

The Primary School Curriculum consists of several key learning areas. These include:

English

Understanding texts and creating texts.

Mathematics

Number and algebra; measurement and space and statistics and probability

Human Society & Its Environment (HSIE)

History and Geography

Science & Technology

Science and Digital Technologies

Creative Arts

Visual Arts, Dance, Music, Drama

Health, Personal Development and Physical Development (PD/H/PE)

Personal Development, Health Studies, Physical Education

Kindergarten Requirements

All children starting Kindergarten are required to have the following items :

- 1 A3 display folder with 40 plastic sleeves
- 2 clear A4 plastic envelopes
- 1 box of tissues (class donation)
- Lunch Box, drink bottles etc. (clearly labelled)
- Raincoat (clearly labelled)
- School hat – available from the uniform shop (clearly labelled)
- School bag large enough to hold all belongings
- 1 antibacterial pump soap (class donation)

The Kindergarten Starter Pack

The Kindergarten Starter pack is organised by the school and invoiced to you at the beginning of term 1. Kindergarten stationery items for the year are included as part of the pack and are pooled for class use.

- Green book bag
- Home Reading Log book
- Sound book
- Workbooks
- Textbook - Handwriting
- Stationery items such as coloured pencils, lead pencils, glue sticks, erasers, whiteboard markers and sharpies.

Kindergarten will also participate in a number of external programs such as music and pottery that require payment. Learning resources and program costs for Kindergarten will be invoiced at the beginning of the school year. Materials for your child's 'Kinder Starter Pack' will be sent directly to their classroom at the beginning of term 1. Stationery items included in the pack will be "pooled" for class use.

Lanyards

New Kindy students will be given a name tag lanyard on their first day of school. Students wear the lanyards as part of the uniform during the first few weeks.

Lateness

Children who are late to school should be signed in at the office first before going to class and presenting a note from the office to their teacher. Lateness is registered as a Partial Absence. All absences require a written explanation from the parent.

Library

The library is one of the most important buildings in the school and provides students with the opportunity to broaden their knowledge; further develop their interests in reading and research; and to view the displays of work presented by the children of various classes.

Every child in the school visits the library each week. It provides children and teachers with high quality literature and audiovisual resources in a pleasing, relaxing environment.



The school library is a focus for learning in our school with an excellent collection of fiction and nonfiction books for all stages of reading and research. Our library is also well-equipped with computer technology.

Borrowed books must be placed in a library bag to protect the books from possible damage. Parents will be given a library bag containing lots of information for their child at the Parent Information Evening. Books are to be returned by the due date.

Lice

Head lice can be a common problem in schools. We will advise families of outbreaks. Children with head lice are encouraged to remain at home until treatment has commenced.

Lost Property

Lost property is collected and sent to grade tubs. These tubs are then sent to the classrooms for distribution. **Please label everything.**

Money

If your child brings money to spend at the canteen, please ensure they have a secure place to keep it. Students may choose to keep their money in their lunch box or in their uniform pocket. Please instruct your

child that their money is for their own use and is not to be given to anyone else.

Newsletters and Notes

The school newsletter is called Curly Communications (Curly Comms) and is your link to events and news here at Curly. Please take the time to read our newsletter. It is emailed to you and uploaded onto the school website fortnightly. Excursion permission notes are sent electronically at the beginning of each term.

Office

The office is located just off the main entrance to our school on Abbott road. Our office staff are very friendly and willing to help with all enquiries. The office of our Principal, Mrs Donna Blatchford, is located in this building.

OOSH

OOSH (Out of Hours School Care) provide before and/or after school care for primary school age children. A qualified director, plus trained educators, are employed to care for and supervise our students. Children enjoy many fun activities such as craft, cooking, indoor and outdoor games, music etc.

Parental Involvement

All new parents are invited and encouraged to become actively involved in their child's school life. You can do this by attending P&C meetings, working at the canteen and helping with groups. Notes will be sent home requesting help in the classroom.

Parents & Citizens' Group

Please refer to the Curl Curl North Public School Information Booklet.

Parent/Teacher Interviews

Parent/Teacher interviews are conducted each year. Times and dates are arranged online. Parents may also make an appointment to see their child's teacher to discuss progress or issues at a mutually convenient time during any week of the school year. School reports are distributed at the end of each semester.

Play Equipment

The equipment in the playground is **not to be used by any child** except when teacher supervision is present. This is for your child's own safety.

Children are not permitted to use this equipment **before or after school** unless they are under the supervision of OOSH staff.

Playground Supervision

Supervision of our students is provided by the staff from 8:45 am to 9:10 am. Pupils are encouraged not to arrive at school before the gates are opened at 8:45 am unless they are attending OOSH (Out of Hours School Care).

Playground areas have been established for the safety of children and so that all children can be properly supervised at all times. The teachers are rostered to supervise children at recess and lunchtime. All students who catch buses in the afternoon are supervised by teachers as they board the bus.

Photographs

The children are photographed each year by a photography firm nominated by the P&C Association. Class and individual photos are taken. Parents are under no obligation to buy these photographs. Parents give permission each year for their child's image to be displayed in our school newsletter and/or website. This is not a mandatory obligation.

School Counsellor

A school counsellor is appointed to the school to help in meeting the needs of children. Teachers refer children to the counsellor when there is a concern for learning or social issues. Parents may also initiate a meeting with the school counsellor. This can be arranged through your child's teacher.

School Hours/Bell Times

School commences at 9:10 am. Teachers are **not** on duty until 8:45 am. Children **must not** arrive before the gates are opened at 8:45 am.

Morning session	9:10 am – 11:10 am
Recess	11:10 am – 11:35 am
Middle session	11:35 am – 12:55 pm
Eating time	12:55 pm – 1:05 pm
Lunch	1:05 pm – 1:50 pm
Afternoon session	1:50 pm – 3:10 pm



Seesaw

Seesaw is an app that your child's classroom teacher may use to send messages and share photos and school experiences. You will receive

your Seesaw login details from your child's classroom teacher during Term 1.

Sentral Parent Portal/App

This is one way the school will communicate current and relevant information. Key features include: the school calendar, the news bulletin, message alert features and access to your child/s attendance register.

Please register for access to our Sentral Parent Portal here: <https://ccnps.sentral.com.au/portal/>

You must use a valid email address to create your username. Once successfully registered, you will be prompted to enter your username (email address) and the password you created.

To see information from the school and to link to your enrolled child/children, enter the access key provided. Please email the school to obtain your personalised key.

The URL for continued access to the portal via the webpage is: <https://ccnps.sentral.com.au/portal>

The App name to download is: Sentral for Parents.

Wet Weather Arrangements

During wet weather, all outdoor play is cancelled and children stay in their classroom areas. Recess and lunch is eaten in these areas as well. A labelled raincoat should be kept in your child's bag at all times.



